



BRIDGING THE GAP BETWEEN DATA AND INSIGHT

Database silos = management overhead, stranded data

Discrete manufacturing production lines include dozens of processes and tests. Each station generates potentially terabytes of data every day – but it's often trapped in siloed databases and it may not be enough data to permit useful analysis.



Break down silos All the data, in one place

The first step – consolidate all the data into a single source. Now, everyone from operators to plant managers can access it.



The gap From data to insight

Now what? How do you ensure you have the right data and that you can use to resolve issues quickly, improve quality and be more productive? That's the gap for many manufacturers today – and it's keeping them from achieving the real potential of Industry 4.0 and the Industrial Internet of Things (IIoT).

Data management & manufacturing analytics

Sciometric provides a line-wide solution that fits into your existing infrastructure and helps you organize, manage and analyze of all of your part data for faster issue resolution and time to market. Can your current solution do that?

Read on to find out what you should expect.

CAN YOU DO THIS WITH YOUR DATA?



Collect all the part data

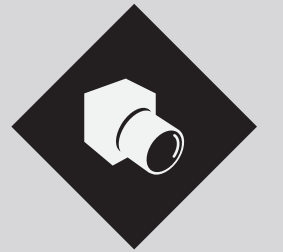
Collect multiple types of data (digital process signatures, scalar data, machine vision images) from all the DIY or 3rd party systems on your line. Get information on what's happening to the part, not just the machine.



digital process signatures



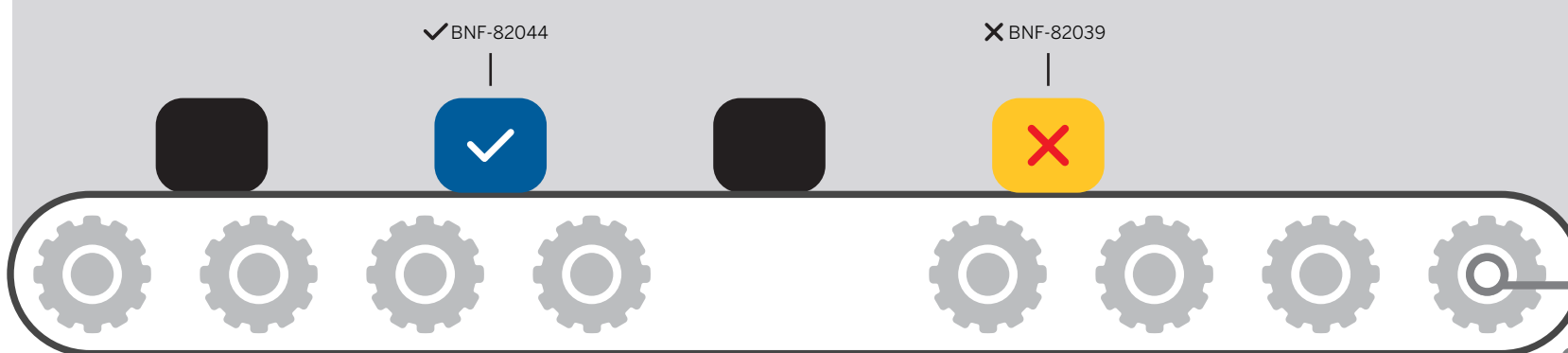
scalar data



machine vision images

Batch of 1

Part data is organized by serial number, by station and by line so you have complete traceability throughout production. Every part is truly a Batch of 1, so you can respond faster to quarantines or recalls and demonstrate proof of compliance when needed.




FASTER TIME TO QUARANTINE RESOLUTION

Make comparisons and set limits easily

When you have the power to overlay digital process signatures, anomalies jump out. That makes it easier to get to root cause and set limits for more accurate pass/fail decisions.

DRIVE FTY TO 100%



Increase visibility to improve station performance & speed time to market

Use data from like stations to optimize performance and avoid capital costs. Use data from one production line to quickly set up an identical line. The right analytics tools lead to faster runoff and faster time to market.

FASTER RUNOFF AND LINE LAUNCH

Apply data-driven insight, solve issues faster

When decision-makers get information into their hands, they can address the need of the hour before it gets out of control. Use data collected from across your connected factory to proactively manage production for better quality, productivity, and customer satisfaction.

